

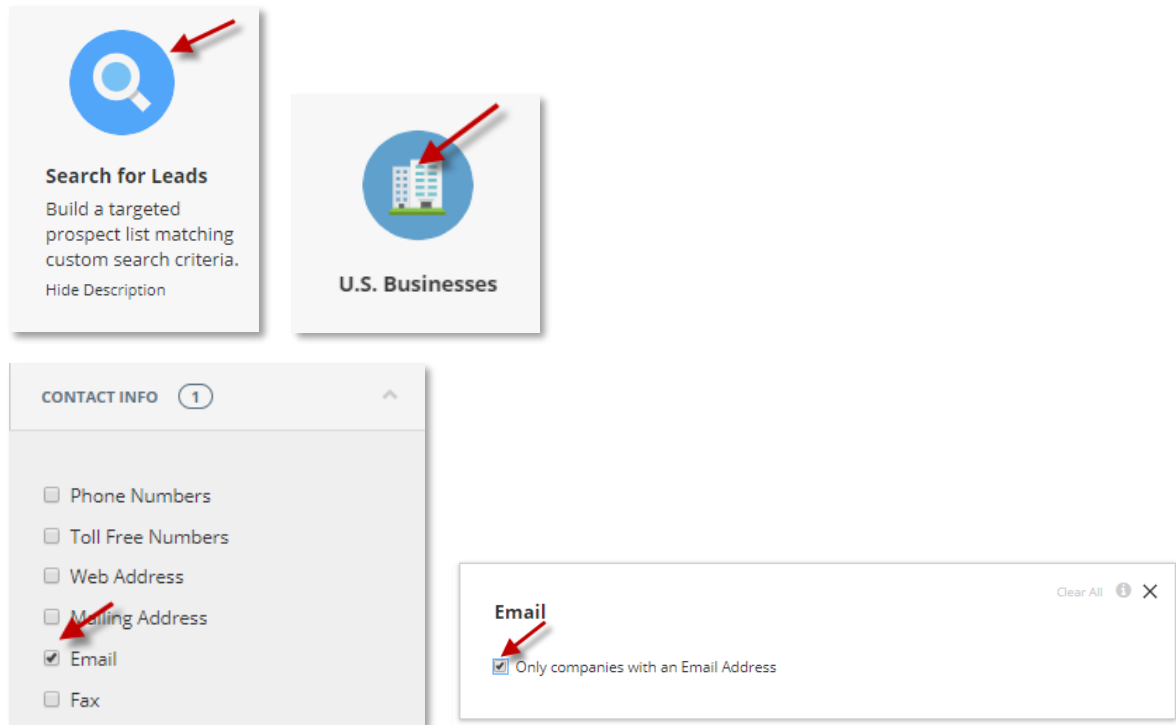
Salesgenie Lists with Emails

Email Credits allow users to obtain email addresses from companies within the US Business database for contacts with an email address available listed at that company.

- **Aflac Associates receive 50 email credits per month**

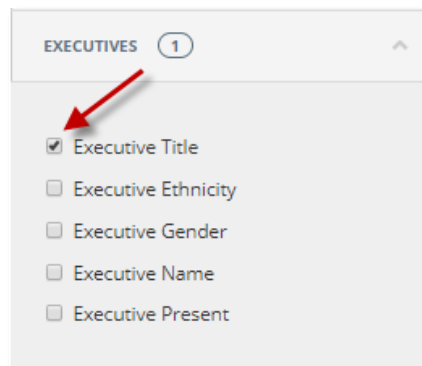
- **Aflac Coordinators receive 400 email credits per month**

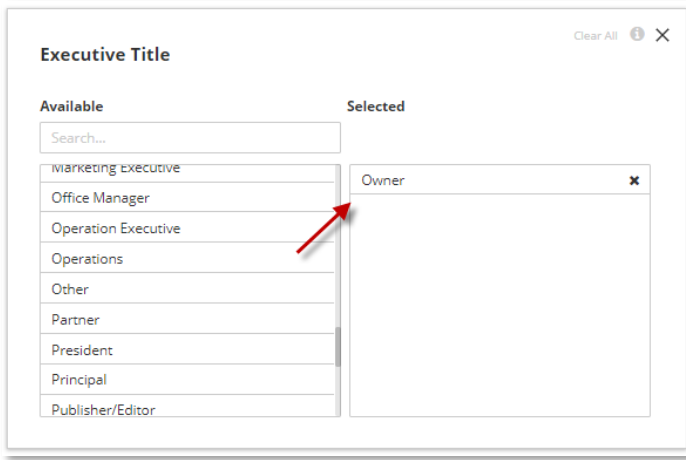
HOW TO USE EMAIL CREDITS: Choose Search for Leads, then click on US Business. From the filters on the left, go to Contact Info to choose **Email** which will give you a box to choose only companies with an email address available.



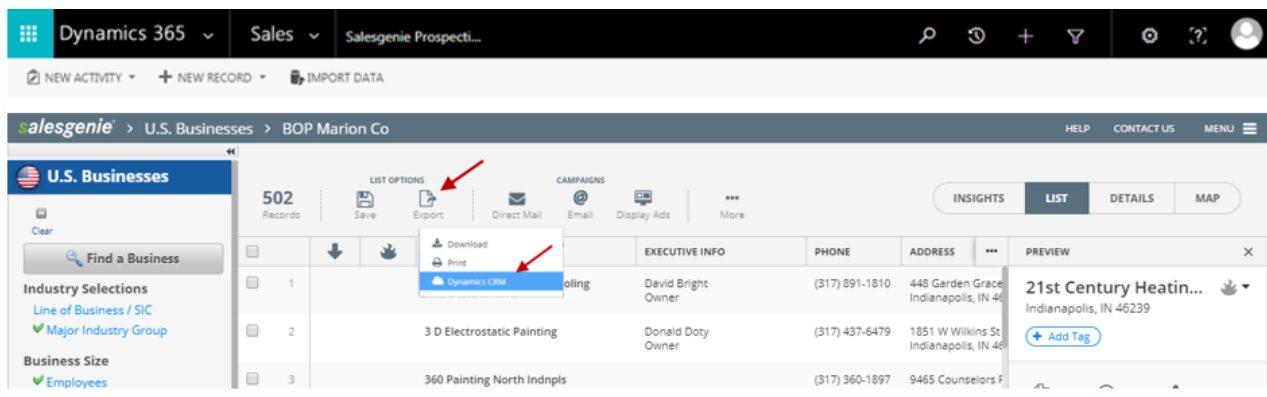
If you are looking for a specific contact at the company for their email address, make sure to go to the Executives Filter to choose **Executive Title** for the contact you want. Otherwise, Salesgenie will give you simply the main contact's email listed at that company regardless of Executive Title.

**If you want multiple emails per company, you will have to export the first list then go back to the list and change to the next Executive Title you want. Repeat this step for each Title you wish to get the email address*

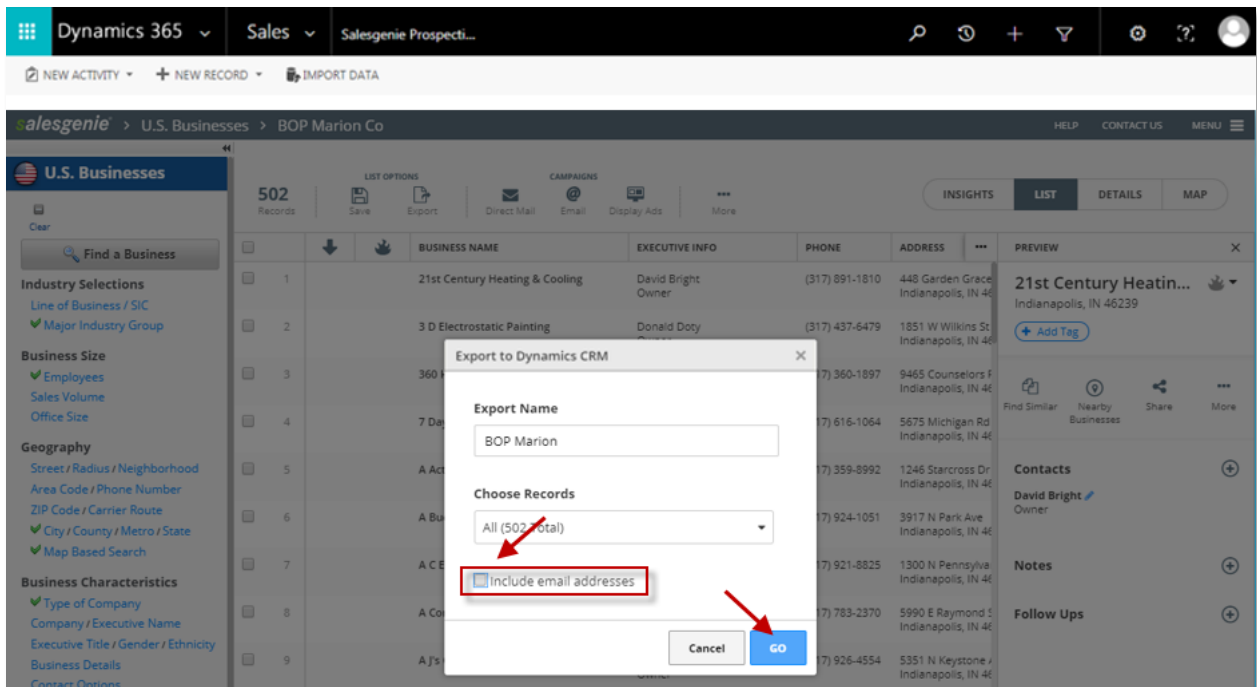




Once you have selected the rest of your criteria, you can export your list with emails over to CCLM.

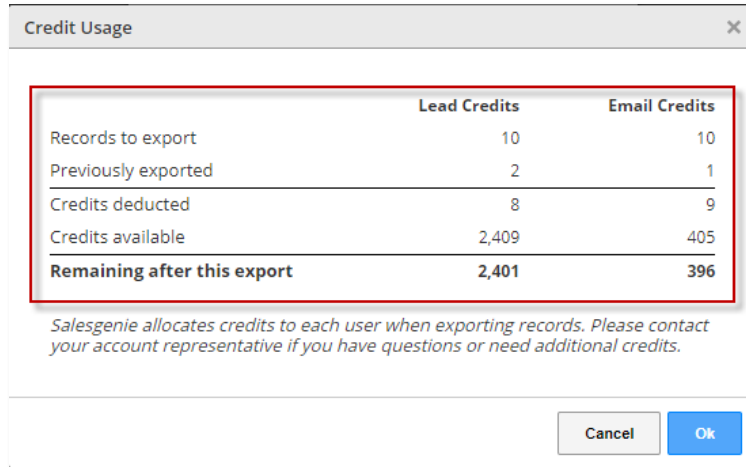


When you choose **Export to CCLM**, you will have the option to include email addresses for your list – **make sure to check this box** so you get the email addresses for the records in your list.



This will use **BOTH** [lead credits](#) AND [email credits](#) for the export.

**Make sure you have enough email credits for the records in the list. If you do not it will prompt you to purchase additional, or you can change to a random sample for the amount you have available.*

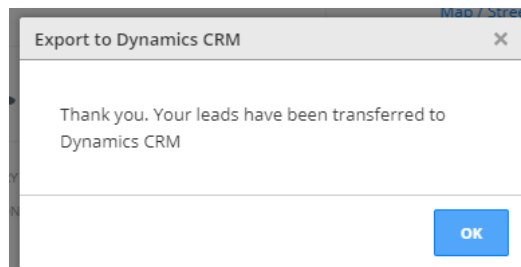


A dialog box titled "Credit Usage" with a close button (X) in the top right corner. It contains a table with three columns: "Records to export", "Lead Credits", and "Email Credits". The table data is as follows:

	Lead Credits	Email Credits
Records to export	10	10
Previously exported	2	1
Credits deducted	8	9
Credits available	2,409	405
Remaining after this export	2,401	396

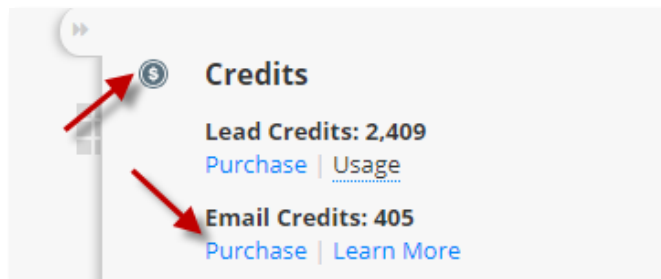
Below the table is a note: "Salesgenie allocates credits to each user when exporting records. Please contact your account representative if you have questions or need additional credits." At the bottom right are "Cancel" and "Ok" buttons.

You will then receive a pop-up confirmation that your leads have transferred over to CCLM.



How to purchase additional email credits:

You can purchase email credits from your Salesgenie home page by clicking the \$ symbol on the top right. Click Purchase under Email Credits.



We only require a minimum order of \$5.00 = 10 email credits, but you can enter the amount of credits you wish to purchase and method of payment.

Purchase Credits

You currently have 2,409 lead credits and 405 email credits.

ITEM	QUANTITY	PRICE
Lead Credits	0 x \$0.05	\$0.00
Email Credits	10 x \$0.50	\$5.00
TOTAL		\$5.00

VISA MasterCard American Express DISCOVER
PayPal

I agree to the [Terms & Conditions](#) Checkout

This will then take you to complete the billing information for the purchase. Then click **Order Now** which will add the email credits for use in your account.

Order Details

Item	Quantity	Price
Email Credits	10	5.00
Subtotal		5.00
Order Total		5.00 (USD)

Payment Details

Credit Card Type * VISA

Credit Card # * [] - [] - [] - [] Exp. Date (mo/yr) * 01 / 18 CVV * [] [What's this?](#)

Cardholder Billing Details

Please enter the following information exactly as it appears on your credit card statement.

Cardholder Name * []
Billing Address * []
City * []
State * Nebraska
Zip Code * []
Country * USA

* - Required << Cancel and Return **Order Now**

McAfee SECURE

Copyright 2017. All Rights Reserved | [About Infogroup](#) | [Privacy Policy](#) |

For additional resources and assistance:

Help Site: www.salesgenie.com/Aflac

Email: aflachelp@salesgenie.com

Phone: **866.692.0262**