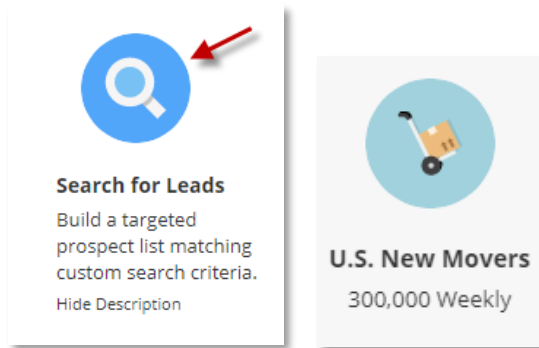


## US New Movers: Out of State Movers

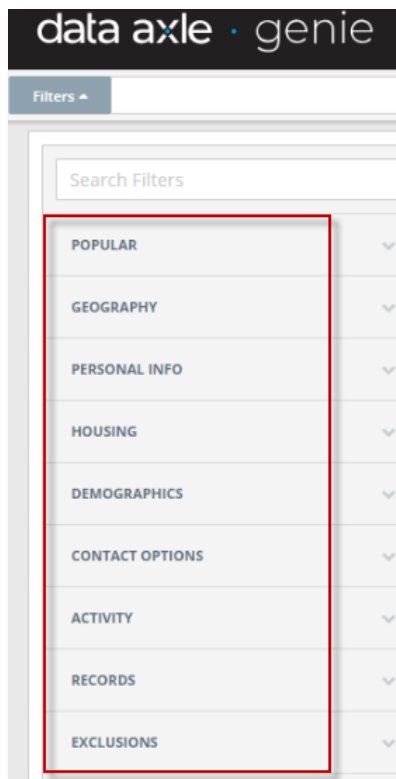
Target prospects moving into your area from out of state

1. Click Search for Leads, then US New Movers to Build A List

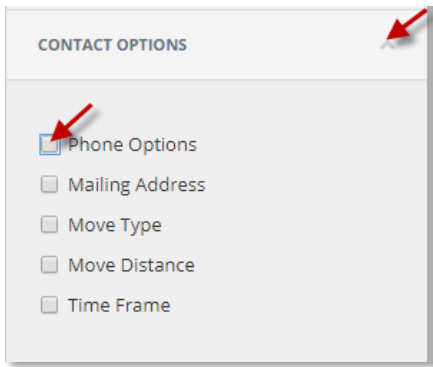


2. \*You can select ALL filters you want on the left-hand side BEFORE clicking Run Search. Record counts will update immediately at the bottom of the page when selecting filters\*

Choose the geographic area you wish to target under [Geography](#), then click on any filter categories on the left to expand selections to choose additional criteria:

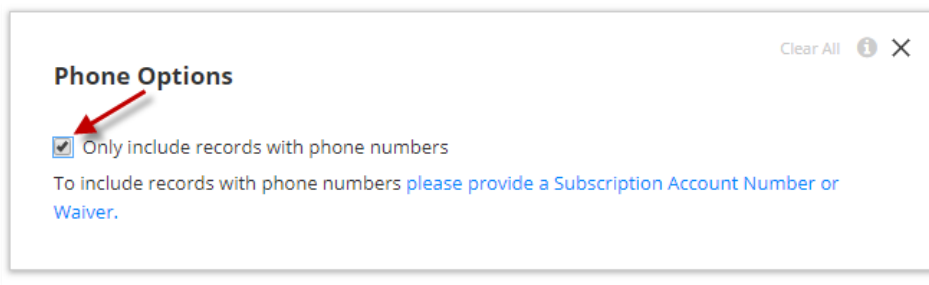


3. Click **Contact Options** to select **Phone Options** to choose only records with phone numbers:



CONTACT OPTIONS

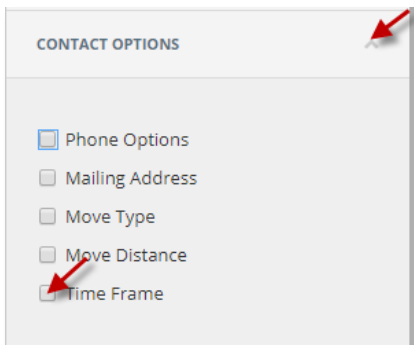
- Phone Options
- Mailing Address
- Move Type
- Move Distance
- Time Frame



Phone Options Clear All ⓘ X

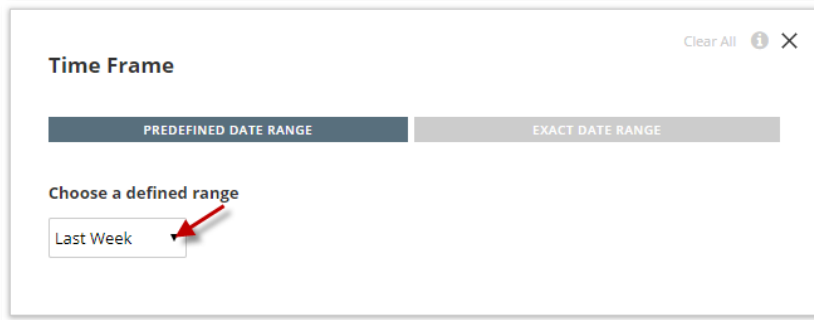
Only include records with phone numbers  
To include records with phone numbers [please provide a Subscription Account Number or Waiver.](#)

4. Click on **Contact Options** again to select **Time Frame** and choose **Last Week** to see the most recent data available



CONTACT OPTIONS

- Phone Options
- Mailing Address
- Move Type
- Move Distance
- Time Frame



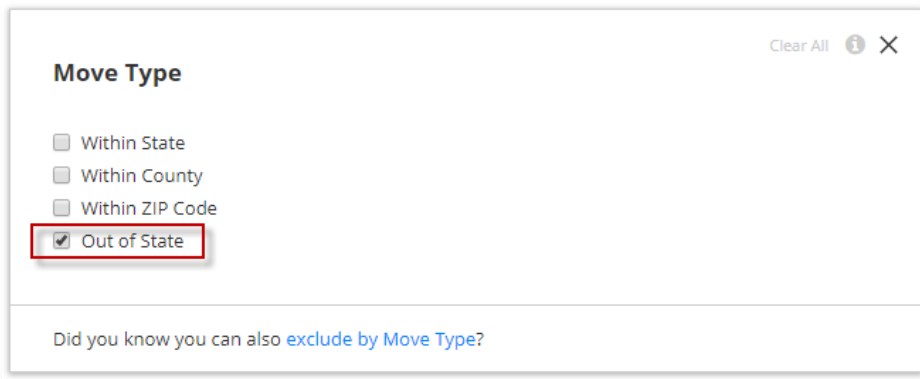
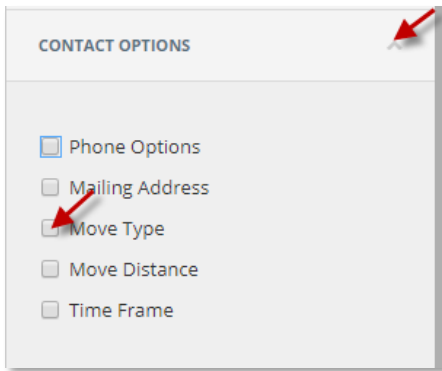
Time Frame Clear All ⓘ X

**PREDEFINED DATE RANGE** **EXACT DATE RANGE**

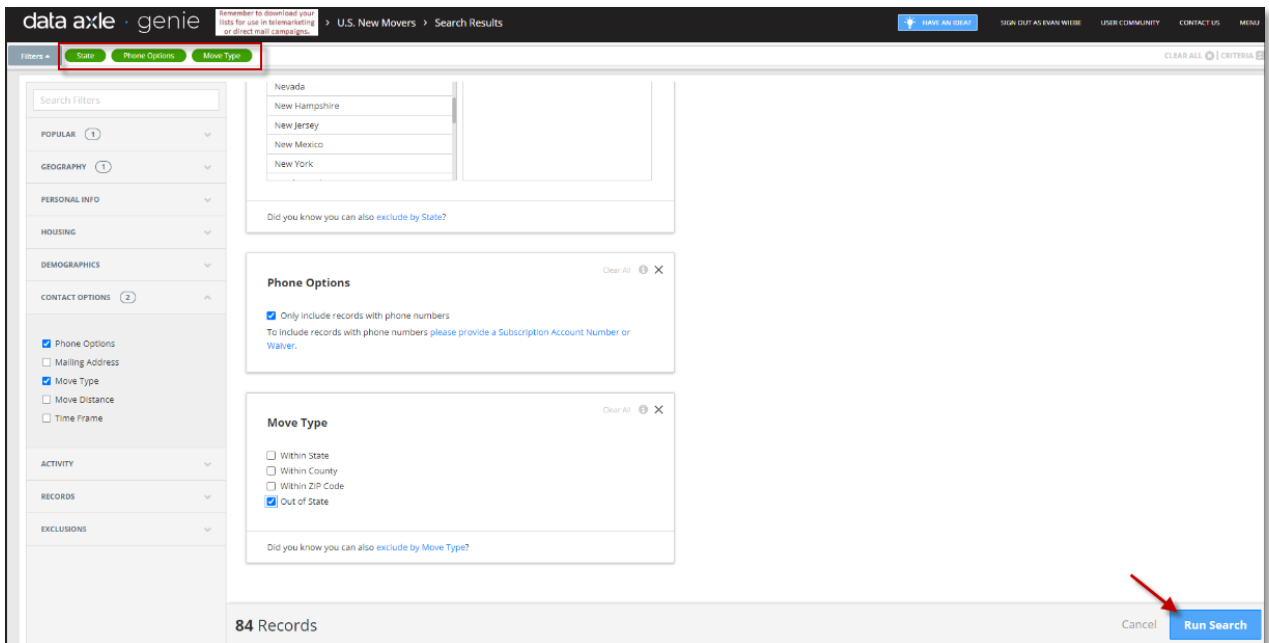
Choose a defined range

Last Week

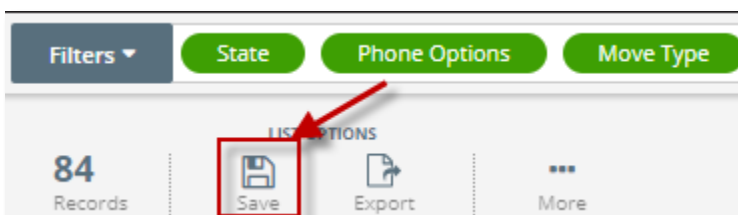
5. Click Contact Options once more to select **Move Type** and choose **Out of State**, then Run Search

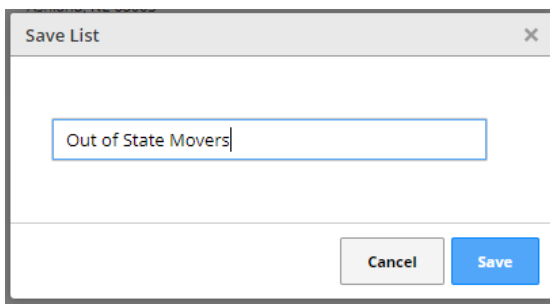


6. At the top of the page, you will see Green icons showing what you have selected – once everything you want is selected, click **Run Search** at the bottom right to load the list:



7. Save list to your homepage





**\*Save your list and Export**

FOR ADDITIONAL QUESTIONS OR ASSISTANCE VISIT OUR HELP SITE [www.dataaxlegenie.com/allstate](http://www.dataaxlegenie.com/allstate)

CALL 888-870-5117

Email [allstatehelp@data-axle.com](mailto:allstatehelp@data-axle.com)